



A Wild for Life Foundation Case Study

12400 Ventura Blvd, Ste 706
Studio City, CA 91604
310.439.9817
www.wildforlifefoundation.org

U.S. Thoroughbreds Slaughtered 2002-2010
Compared to Annual Thoroughbred Foal Crop

By Katia Louise
President Wild for Life Foundation

Jo Anne Normile
Racehorse Protection Consulting

Feb 14, 2012

SUMMARY OF FINDINGS

This summary highlights the case study findings conducted on the number of Thoroughbreds that die at slaughter annually. The Breed Specific Data is per United States Agriculture Freedom of Information Act documents. The number of U.S. horses slaughtered yearly is per the National Agriculture Statistics and the annual Thoroughbred foal crop figures are per The Jockey Club Online Fact Book.

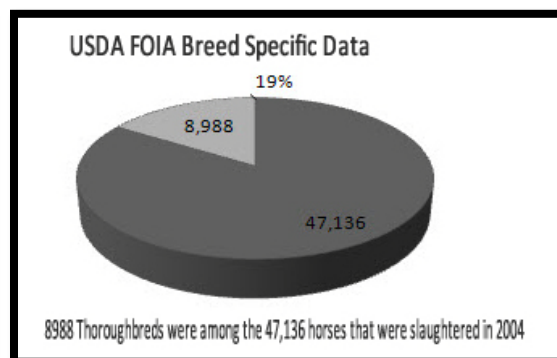
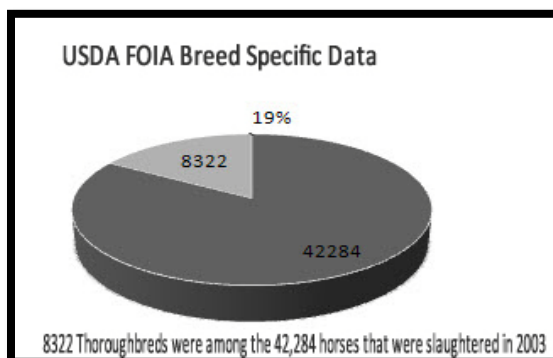
These findings represent a detailed portrait of the U.S. Thoroughbreds slaughtered in the years 2002 through 2010, as compared to annual Thoroughbred foal crop. The case study's objective was to measure the percentage of Thoroughbreds that die at slaughter per all published USDA data and to create a resource where the results per that government data are all in one place and easy for the public to understand.

The major findings of this case study are as follows:

The study clearly demonstrates that an amount equal to 70% of the annual Thoroughbred foal crop on average, died at slaughter during the years 2004 through 2010.



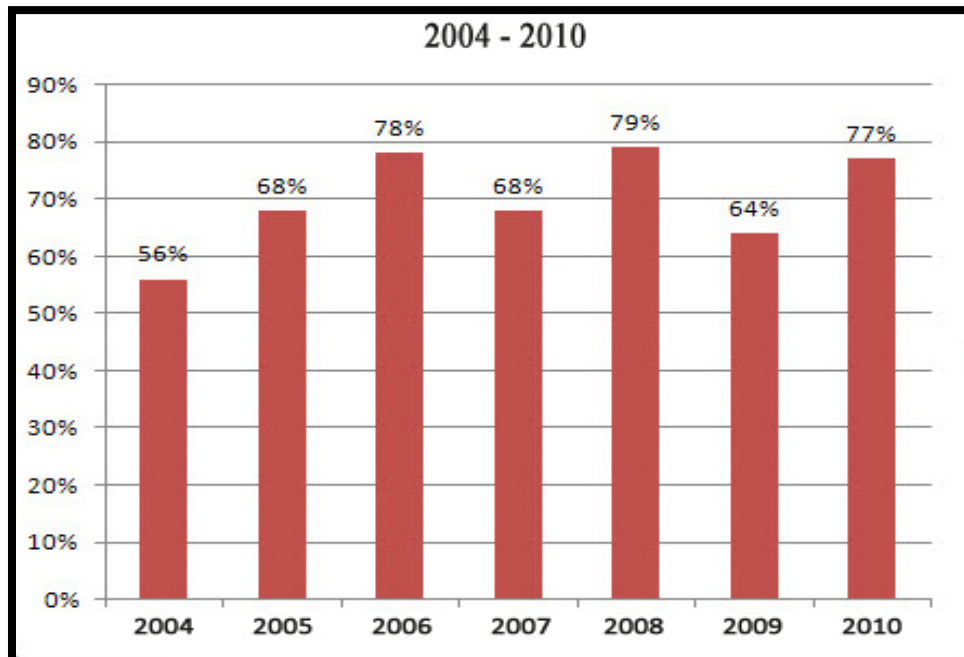
USDA FOIA documents show that 19% of the horses going to slaughter are Thoroughbreds.



- The USDA 2003 data indicates that over a period of one year 8322 Thoroughbreds were among the 42,284 horses that were slaughtered.
- The USDA 2004 data indicates that by averaging the one month figure of 749 over one year, 8988 Thoroughbreds were among the 47,136 horses that were slaughtered.

U.S. Thoroughbreds Slaughtered as Compared to Foal Crop as per *U.S. Horses Slaughtered Yearly*⁴

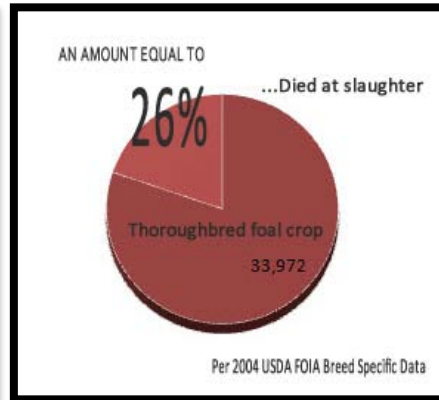
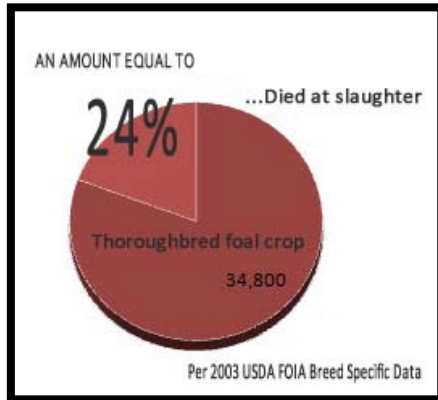
2002 42,312 US (+35,401 exports) = 77,713, 19% = 14,765, = to 45% of the foal crop died at slaughter⁵
 2003 50,563 US (+35,334 exports) = 85,897, 19% = 16,320, = to 48% of the foal crop died at slaughter⁵
 2004 66,901 US (+35,755 exports) = 102,755, 19% = 19,523, = to 56% of the foal crop died at slaughter⁵
 2005 94,037 US (+31,112 exports) = 125,149, 19% = 23,778, = to 68% of the foal crop died at slaughter⁵
 2006 104,896 US (+37,844 exports) = 142,740, 19% = 27,121, = to 78% of the foal crop died at slaughter⁵
 2007 29,761 US (+92,698 exports) = 122,459, 19% = 23,267, = to 68% of the foal crop died at slaughter⁵
 2008 134,059 (exported to slaughter) 19% = 25,471, = to 79% of the foal crop died at slaughter⁵
 2009 106,542 (exported to slaughter) 19% = 20,243, = to 64% of the foal crop died at slaughter⁵
 2010 112,904 (exported to slaughter) 19% = 21,452, = to 77% of the foal crop died at slaughter⁵



Per USDA Breed Specific Data

U.S. Thoroughbreds Slaughtered as Compared to Foal Crop as per USDA FOIA Breed Specific Data¹

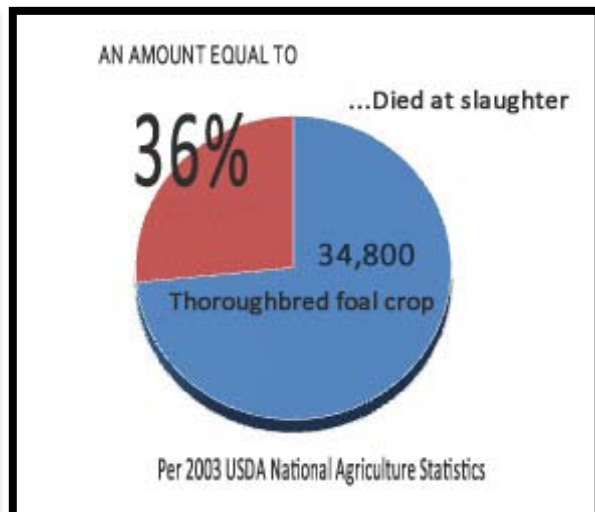
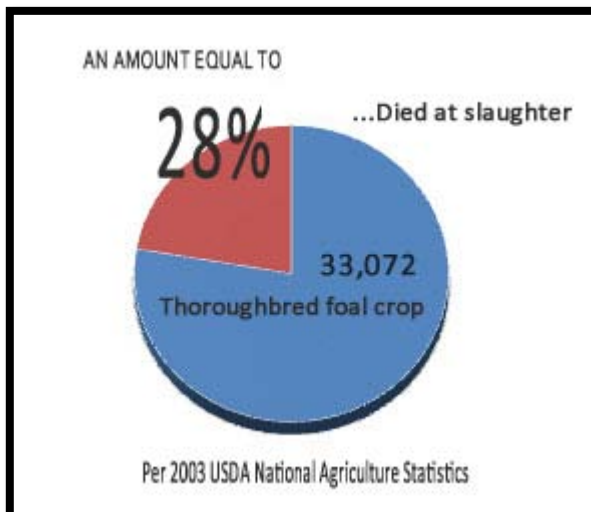
- 2003 42,284 (8322 TBs went to slaughter = 19.68%, 19% of 42,284 = 8321 TBs/ 2003 foal crop was 34,800, = 24% of foal crop died at slaughter in 2003)
- 2004 47,136 (8988 TBs went to slaughter = 19.06%, 19% of 47,136 = 8988 TBs/ 2004 foal crop was 33,972, = 26% of foal crop died at slaughter in 2004)



Per USDA National Agriculture Statistics

U.S. Thoroughbreds Slaughtered as Compared to Foal Crop as per USDA National Agriculture Statistics²

- 2003 50,062 (19% of 50,062 = 9,512 TBs/ 2003 foal crop was 33,972, = 28% in 2003)
- 2004 66,183 (19% of 66,183 = 12,575 TBs/ 2004 foal crop was 34,800, = 36% of foal crop died at slaughter in 2004)



- The calculations of this case study are per published USDA and Jockey Club Fact Book data
- The *USDA FOIA*¹ provides breed specific data and the year to date figures issued by the *USDA*
 - *National Agriculture Statistics Service*² reflect the total number of horses slaughtered in the U.S. from the year 1980 through 2007.
 - The annual figure for the number of American horses sent to slaughter subsequent to the year 2007 comes directly from the *USDA Monthly Export Reports*³ and is reflected in the *U.S. Horses Slaughtered Yearly*⁴ chart.
 - The USDA export figures beginning in the year 2008 reflect the total number of U.S. horses sent to slaughter subsequent to the defunding of the appropriations for USDA inspection of horse meat
 - The Annual North American Registered Foal Crop figures come directly from the Jockey Club Fact Book⁵ and reflect an amount equal the percentage of foal crops as estimated against Reports of Mares Bred.

Both the USDA FOIA Breed Specific Data and National Agriculture Statistics do NOT include the number of horses exported to Mexico and Canada prior to 2007, or the any number of horses shipped live overseas for "fresh" slaughter; the numbers of horses that are breed identified erroneously by sight only; the number of horses that are shipped across federal borders as feeders, or the number of horses that are sent to slaughter for zoo meat.

References:

USDA weekly domestic slaughter

http://www.ams.usda.gov/mnreports/sj_ls711.txt

USDA weekly exports to Mexico

http://www.ams.usda.gov/mnreports/al_ls635.txt

CFIA Annual horse meat exports from Canada

<http://www.ats-sea.agr.gc.ca/stats/5034x-eng.pdf>

¹ USDA FOIA Breed Specific Data

<http://www.kaufmanzoning.net/FOIA%2006-444%20Horses%20slaughtered%20by%20breed%20type.pdf>

² USDA National Agriculture Statistics Service

<http://quickstats.nass.usda.gov/data/printable/9AB209DE-D874-3757-A8E1-1A8997815A67>

³ USDA Monthly Export Reports

<http://www.ams.usda.gov/AMSV1.0/ams.fetchTemplateData.do?template=TemplateG&navID=MarketNewsAndTransportationData&leftNav=MarketNewsAndTransportationData&page=LMarketNewsPageOther>

⁴ U.S. Horses Slaughtered Yearly

http://www.equinewelfarealliance.org/uploads/00-Slaughter_Statistics.pdf

⁵ The Jockey Club Online Fact Book <http://www.jockeyclub.com/factbook.asp?section=2>

About the Authors

Katia Louise is an international award winning documentary filmmaker whose most recent film, SAVING AMERICA'S HORSES is a brilliant and hard hitting expose` with a focus on both Thoroughbred racehorses and wild horses. Katia is a lifelong horse person and the founder of WILD FOR LIFE FOUNDATION. She is also the director for WFLF's sanctuary for retired Thoroughbred racehorses and under the "Saving America's Horses" initiative; Katia formed the nation's most extensive coalition of equine welfare professionals.

Jo Anne Normile, as principal of Normile Racehorse Protection Consulting provides advice on all aspects of racing pertaining to the welfare of the Thoroughbred racehorse. A former breeder and owner of racehorses and as an elected member of two of racing's most influential boards, Normile knows the industry from the inside. She founded two successful rescue organizations: CANTER, the first organization to take Thoroughbreds right from the track to safe havens and which now has chapters across the country; and Saving Baby Equine Charity for which she currently serves as President. Normile is also an Advisory Board Member for the documentary film, SAVING AMERICA'S HORSES.

About Wild for Life Foundation

Wild for Life Foundation; a 501(c)(3) nonprofit charity that provides educational and emergency resources in support of lifesaving stewardship for rescue horses in need and is dedicated to protecting, saving and preserving wild and domestic equines.



U.S. Thoroughbreds Slaughtered 2002-2010 Compared to Annual Thoroughbred Foal Crop by [Katia Louise, Jo Anne Normile](#); Published by WFLF is licensed under a [Creative Commons Attribution-NoDerivs 3.0 Unported License](#).